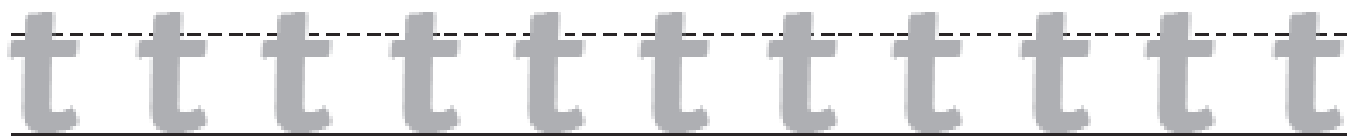
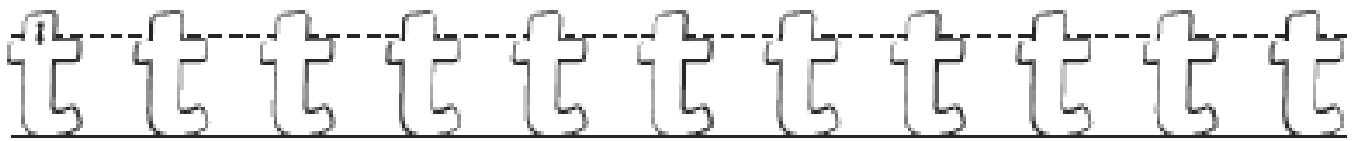


# Letter formation worksheet



My name is \_\_\_\_\_

Trace over the t and then try writing your own.



All of the following words have the sound t in them.

Can you write the sound t to complete the words?



\_\_omato

\_\_urtle



# Letter formation worksheet

# m

My name is \_\_\_\_\_

Trace over the m and then try writing your own.


m m m m m m m m

m m m m m m m m

All of the following words have the sound m in them.



Can you write the sound m to complete the words?





\_\_ask











\_\_er\_\_aid

Name: \_\_\_\_\_ Date: \_\_\_\_\_

  sleep	see _____ feet _____ meet _____ week _____ keep _____	see _____ feet _____ meet _____ week _____ keep _____
---	---	---


f _ _ t 	s _ _ _ 	m _ _ t 	w _ _ k 
--	--	--	---

p _ _ l 	f _ _ l 	r _ _ l 	k _ _ p 
--	--	---	--

			
---	---	--	---

Can you see my feet?

Can



# CVC Writing Word Activity Sheet



Read it

# rug



Say it

-----



Write it

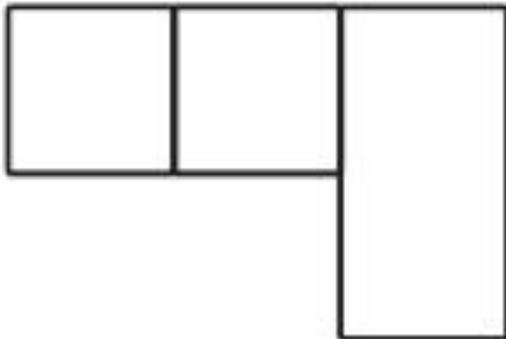
rug rug



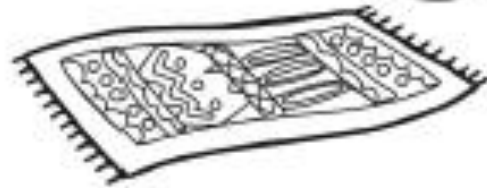
Fill the space



Colour it



# rug



Spell it




Cut out




My name is: \_\_\_\_\_

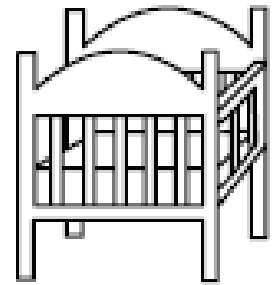
cot



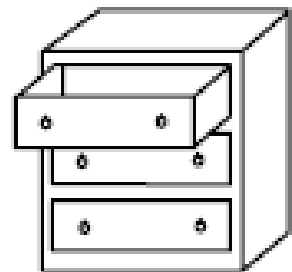
top



dig



got




**The man sat on the log.**

**I hug my mum.**

# Book Cover Design

Design a new cover for your favourite book.



# Sight Words

Name: \_\_\_\_\_

Date: \_\_\_\_\_

is

but

at

his

for

I can clap \_ \_ \_ I can't click.




That is \_ \_ \_ big dog.



I am \_ \_ school today.



What \_ \_ the time?



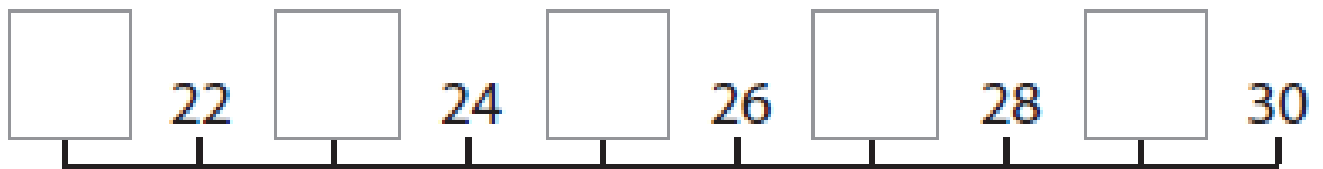
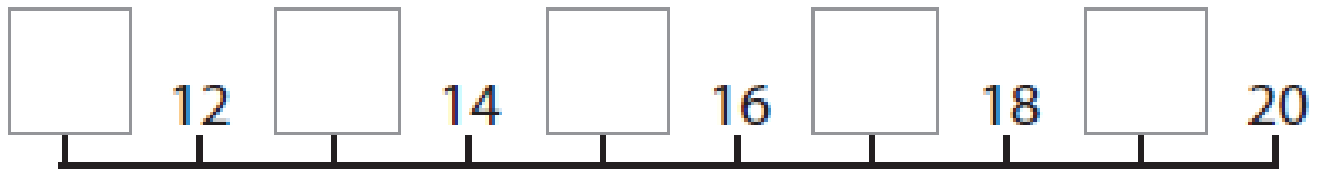

What do you have \_ \_ \_ lunch?



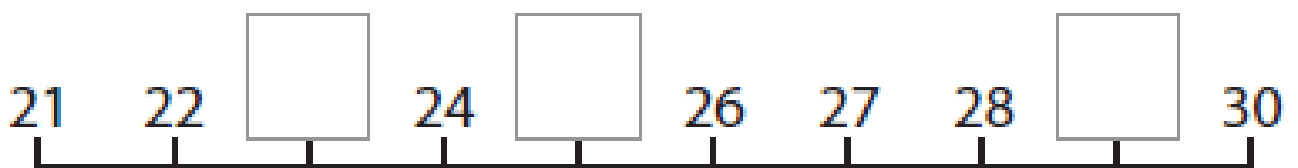





name: \_\_\_\_\_

Fill in the missing odd numbers.

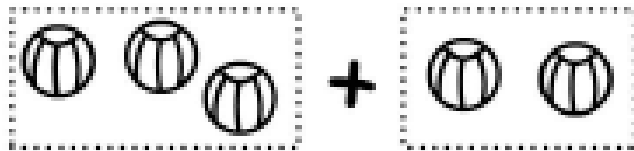


Which numbers on the number line are covered?






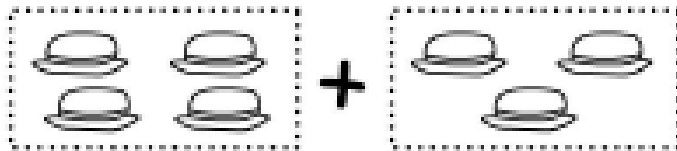
How many altogether?




1	2	3	4	5
6	7	8	9	10



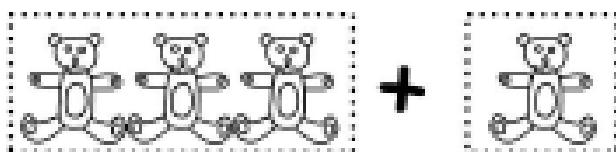
1	2	3	4	5
6	7	8	9	10



1	2	3	4	5
6	7	8	9	10



1	2	3	4	5
6	7	8	9	10



1	2	3	4	5
6	7	8	9	10

Ideas: \*Work with the child.

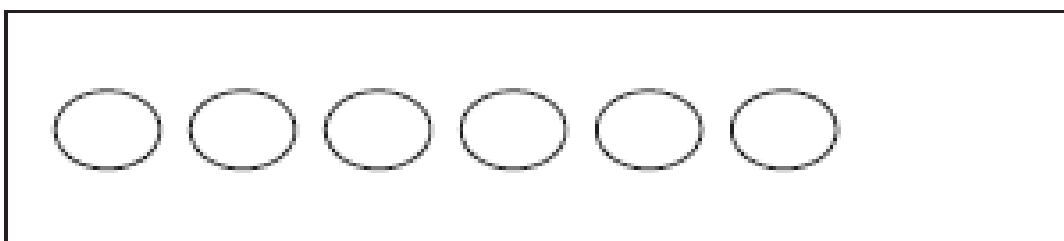

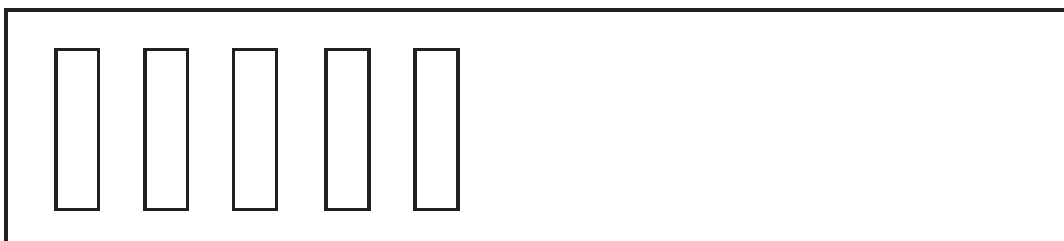
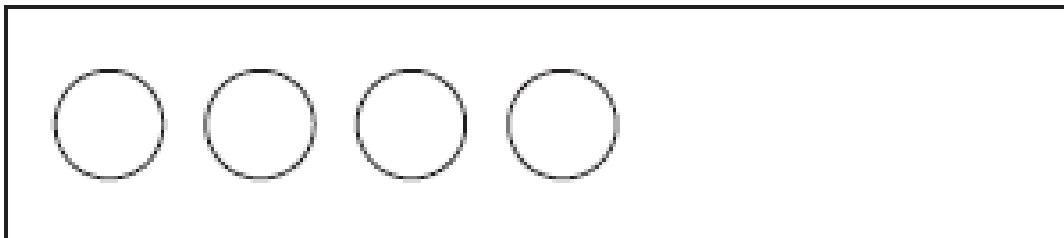
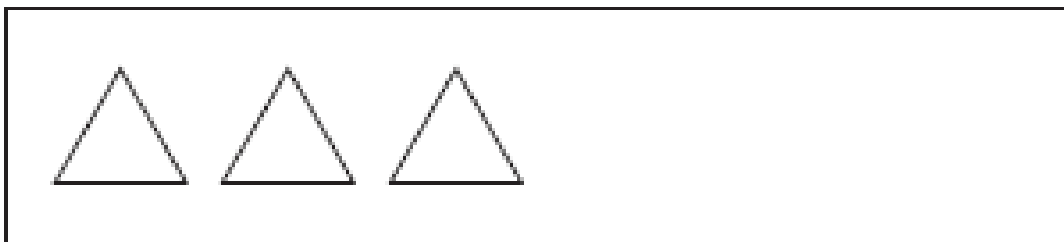


\*Colour the number to show the answer.

name:



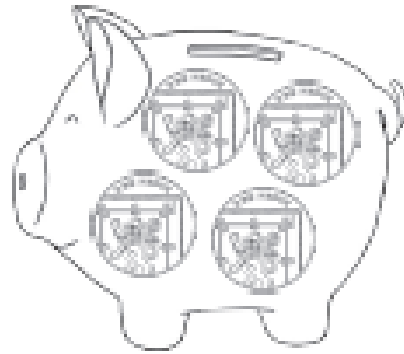
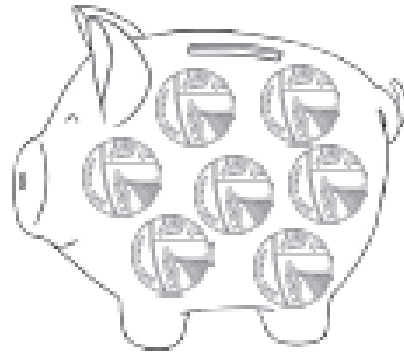
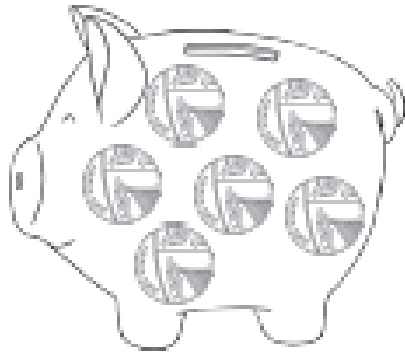
## Adding Two More

Draw in two more for each group.

How many altogether in each group?



# How much money is in my piggy bank?



# Addition and Subtraction to 20

## Summer Mosaic

Solve the calculations to reveal the hidden picture. Each answer has a special colour.

yellow = 0-8

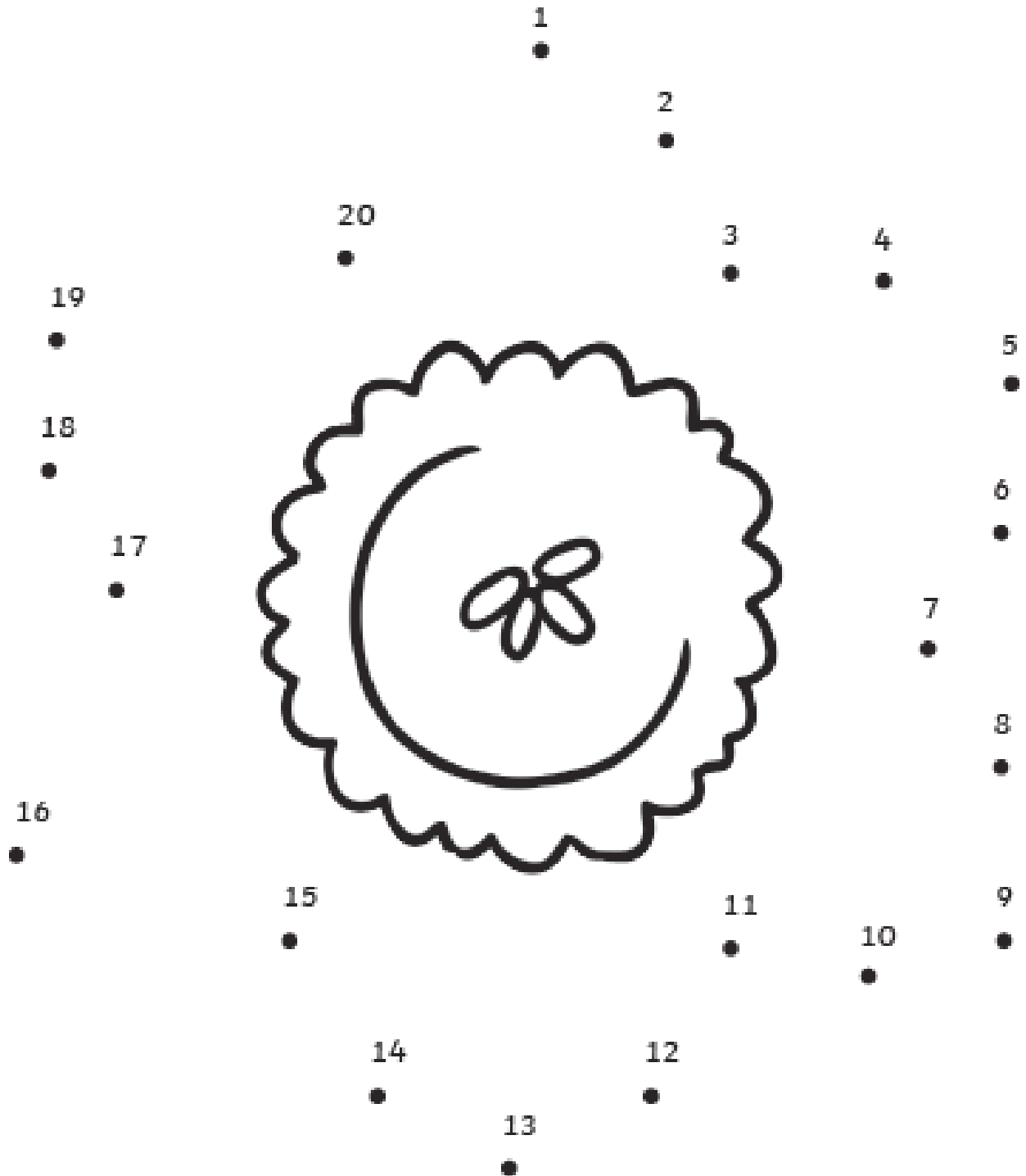
pink = 9-15

brown = 16-20

						$17 - 1$	
			$19 - 4$	$9 + 6$		$17 + 2$	
		$10 - 1$	$6 + 5$	$19 - 10$	$12 + 2$	$18 - 2$	
	$15 - 4$	$12 + 3$	$18 - 9$	$11 + 2$	$17 - 2$	$5 + 8$	
	$20 - 20$	$5 + 2$	$17 - 9$	$2 + 6$	$2 - 1$	$2 + 2$	
	$9 - 1$	$8 + 0$	$10 - 2$	$1 + 6$	$18 - 10$	$4 + 3$	
		$14 - 7$	$6 - 3$	$3 + 2$	$5 + 2$		
			$7 - 4$	$20 - 12$			
			$5 + 1$	$2 + 6$			

**Challenge:** You have 5 ice creams. You eat 2. How many do you have left?  
Write this problem as a calculation.

# Spring Dot-to-Dot



Please help your child complete the following activities

Section 2 – the first booklet


**1. I tried a new fruit and/or vegetable this week**

In the space below show your new fruit and/or vegetable. You can draw, cut out and stick in, insert a picture or use crafts.



**2. Give an example of a yummy meal and drink you enjoyed this week**

In the plate and cup below, show an example of your meal and drink. You can draw, cut out and stick in a picture or stick in a photo of your lovely meal.



# The Green Cross Code

Cut out the road safety pictures and then stick them in the correct order for crossing the road safely.



A large area for pasting road safety pictures, consisting of six empty rectangular boxes with green borders, arranged in two rows of three. Below the boxes is a partial illustration of a road scene featuring a red car, a blue truck, and a grey bridge structure.





# Design a Handwash Bottle



Design a fabulous handwash with a label that will encourage people to wash their hands!

Think about:

- What will it smell like?
- What will it look like?
- Make the bottle stand out, so that people want to buy it.
- Make it look fun, so that people want to use it.

